

Chapter VIII

Radiotelephony

1 When using the International Code of Signals in cases of language difficulties, the principles of the Radio Regulations of the International Telecommunication Union then in force have to be observed. Letters and figures are to be spelt in accordance with the spelling tables.

2 When coast and ship stations are called, the identity signals (call signs) or names shall be used.

3 Method of calling

3.1 The call consists of:

- the call sign or name of the station called, not more than three times at each call;
- the group **DE** (DELTA ECHO);
- the call sign or name of the calling station, not more than three times at each call.

3.2 Difficult names of stations should also be spelt. After contact has been established, the call sign or name need not be sent more than once.

4 Form of reply to calls

The reply to calls consists of:

- the call sign or name of the calling station, not more than three times;
- the group **DE** (DELTA ECHO);
- the call sign or name of the station called, not more than three times.

5 Calling all stations in the vicinity

The group **CQ** (CHARLIE QUEBEC) shall be used, but not more than three times at each call.

6 In order to indicate that Code groups of the International Code of Signals are following, the word "INTERCO" is to be inserted. Words of plain language may also be in the text when the signal includes names, places, etc. In this case the group **YZ** (YANKEE ZULU) is to be inserted if necessary.

7 If the station called is unable to accept traffic immediately, it should transmit the signal **AS** (ALFA SIERRA), adding the duration of waiting time in minutes whenever possible.

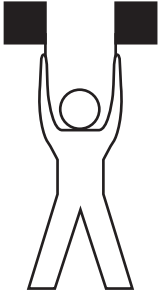



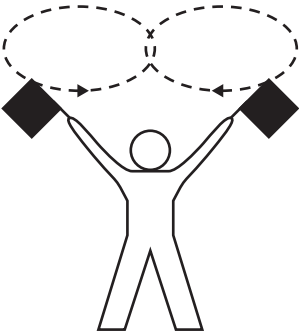
- 8** The receipt of a transmission is indicated by the signal **R** (ROMEO).
- 9** If the transmission is to be repeated in total or in part, the signal **RPT** (ROMEO PAPA TANGO) shall be used, supplemented as necessary by:
- AA** (ALFA ALFA) = "all after . . ."
 - AB** (ALFA BRAVO) = "all before . . ."
 - BN** (BRAVO NOVEMBER) = "all between . . . and . . ."
 - WA** (WHISKEY ALFA) = "word or group after . . ."
 - WB** (WHISKEY BRAVO) = "word or group before . . ."
- 10** The end of a transmission is indicated by the signal **AR** (ALFA ROMEO).

Chapter IX

Morse signalling by hand-flags or arms

- 1** A station which desires to communicate with another station by Morse signalling by hand-flags or arms may indicate the requirement by transmitting to that station the signal **K1** by any method. The call signal **AA AA AA** may be made instead.
- 2** On receipt of the call, the station addressed should make the answering signal, or, if unable to communicate by this means, should reply with the signal **YS1** by any available method.
- 3** The call signal **AA AA AA** and the signal **T** should be used respectively by the transmitting station and the addressed station.
- 4** Normally both arms should be used for this method of transmission but in cases where this is difficult or impossible one arm can be used.
- 5** All signals will end with the ending signal **AR**.

Table of Morse signalling by hand-flags or arms

<p>1 Raising both hand-flags or arms</p>  <p>Dot</p>	<p>2 Spreading out both hand-flags or arms at shoulder level</p>  <p>Dash</p>
<p>3 Hand-flags or arms brought before the chest</p>  <p>Separation of dots and/or dashes</p>	<p>4 Hand-flags or arms kept at 45° away from the body downwards</p>  <p>Separation of letters, groups or words</p>
 <p>5 Circular motion of hand-flags or arms over the head</p> <ul style="list-style-type: none">- <i>erase signals</i>, if made by the transmitting station- <i>request for repetition</i> if made by the receiving station	

Note: The space of time between dots and dashes and between letters, groups or words should be such as to facilitate correct reception.

Chapter X

Morse symbols – phonetic tables – procedure signals

Morse symbols

Alphabet			
A · –	H · · · ·	N – ·	T –
B – · · ·	I · ·	O – – –	U · · –
C – · – ·	J · – – –	P · – – ·	V · · · –
D – · ·	K – · –	Q – – – –	W · – –
E ·	L · – · ·	R · – ·	X – · · –
F · · – ·	M – –	S · · ·	Y – · – –
G – – ·			Z – – – ·
Numerals			
	1 · – – – –	6 – · · · ·	
	2 · · – – –	7 – – · · ·	
	3 · · · – –	8 – – – · ·	
	4 · · · · –	9 – – – – ·	
	5 · · · · ·	0 – – – – –	
Procedure signals			
	<u>AR</u> · – – – ·		
	<u>AS</u> · – – · ·		
	<u>AAA</u> · – – – · –		
<p><i>Note:</i> Certain letters, such as “Š”, “a?”, “o?”, etc., have been omitted from this list of Morse symbols because:</p> <ol style="list-style-type: none"> .1 they are not to be used internationally; .2 they are contained in local codes; and .3 some of them can be substituted by a combination of two letters. 			

Phonetic tables

For the pronunciation of letters and figures by radiotelephony or voice over a loud hailer

Letter-spelling table

Letter	Code word	Pronunciation of the code word	
		ENGLISH	FRENCH
A	Alfa	AL FAH	AL FAH
B	Bravo	BRAH VOH	BRA VO
C	Charlie	CHAR LEE (or SHAR LEE)	TCHAH LI (ou CHAR LI)
D	Delta	DELL TAH	DEL TAH
E	Echo	ECK OH	EK O
F	Foxtrot	FOKS TROT	FOX TROTT
G	Golf	GOLF	GOLF
H	Hotel	HOH TELL	HO TE?LL
I	India	IN DEE AH	IN DI AH
J	Juliett	JEW LEE ETT	DJOU LI E?TT
K	Kilo	KEY LOH	KI LO
L	Lima	LEE MAH	LI MAH
M	Mike	MIKE	MA üK
N	November	NO VEM BER	NO VE?MM BER
O	Oscar	OSS CAH	OSS KAR
P	Papa	PAH PAH	PAH PAH
Q	Quebec	KEH BECK	KE? BE?K
R	Romeo	ROW ME OH	RO MI O
S	Sierra	SEE AIR RAH	SI E?R RAH
T	Tango	TANG GO	TANG GO
U	Uniform	YOU NEE FORM (or OO NEE FORM)	YOU NI FORM (ou OU NI FORM)
V	Victor	VIK TAH	VIK TAR
W	Whiskey	WISS KEY	OUISS KI
X	X-ray	ECKS RAY	E?KSS RE?
Y	Yankee	YANG KEY	YANG KI
Z	Zulu	ZOO LOO	ZOU LOU

Note: The bold syllables are emphasized.